



# **FLORET COMMODITIES (Pvt.) Ltd**

**Deposit and Withdrawal Mechanism in Pakistan  
Mercantile Exchange (PMEX)**

# PMEX Launches

## Automated Direct Funds Mode

PMEX in collaboration with MCB Bank Limited (MCB) has introduced a more robust online funds transfer facility that fully automates the Funds Transfer Process. The fully automated DEM will enhance customers' experience and boost their confidence to trade commodity futures at PMEX. With this new facility, brokers and their customers will avail the following benefits:

- Fast and secure funds transfer
- Reduce time of funds verification and posting
- Direct funds posting to broker/customer ledger account
- No requirement for deposit placement in MT5 Back Office (BO)
- No email requirement for deposit instrument to PMEX

### AUTOMATIC DIRECT FUND MODEL

1. Under the automated DFM, all the existing trading account(s) which were created or traded after June 30, 2020 will be issued a 24 Digit Sub-Collection Account (SCA) at MCB. This SCA will be tagged to the trading account(s).
2. The SCA will be a non-checking virtual account and will only be used for the allocation of funds into PMEX designated trading accounts). Neither Customers nor PMEX will have control over the virtual account.
3. The SCA will reflect in the customer's profile in the MT5 BO application
4. If a customer holds multiple trading accounts, SCA will be issued and tagged against each trading account separately.
5. In case any inactive customer intends to re-activate the trading account, the respective broker will inform PMEX of the issuance of SCA
6. Issuance of SCA for the new or inactive trading account(s) may take up to 7-10 business days. Meanwhile, customers will be able to transfer their funds through the branch deposits mechanism.



The fully automated FM will enhance customers' experience and boost their confidence to trade commodity futures at PMEX. To understand automated DEM, customers can access the following video tutorials:

### **Funds Deposit Process OTC**

<https://www.youtube.com/watch?v=LikVW6PmOhM>

### **Funds Deposit Process Online**

<https://www.youtube.com/watch?v=PuZYzB879Sg>

### **Funds Withdrawal Process**

<https://www.youtube.com/watch?v=CSkGTsD-EtA>

## **FUNDS TRANSFER PROCESS**

Brokers and their customers can transfer their funds to PMEX through the following ways:

### **Online Transaction**

1. Add 24-digit SCA as "beneficiary" in the banking portal
2. Transfer funds to SCA through the banking portal.
3. The funds transferred will reflect in the customer's trading account in the MT5 trading platform and the General Ledger report in the MT5 BO portal within 30 minutes during PMEX market timings.
4. The current process of funds deposit request placement from MT5 BO and emailing deposit instruments to PMEX will no longer be required in automated DEM.
5. Online transactions such as Inter Bank Funds Transfer (IBFT), RTGS and Intra Funds Transfer (IFT) are available through automated DFM.
6. PMEX will not be responsible in case of any error(s) committed by the customers or banks during funds deposit.

## Over-The-Counter (OTC) Transactions

1. OTC transactions (Pay Orders (POs) and cheque deposits) at MC branches are also available.
2. To deposit cheques/POs, the customer will prepare a cheque in favor "Pakistan Mercantile Exchange Limited" and deposit it in any branch of MCB Bank. For all OTC transactions, a special deposit slip "Collect Plus Deposit Slip" is mandatory. The code of the deposit slip is "MF-71". The deposit slip is available at MC branches as well as MC website. To access the slip on the website, follow the details given in Annexure B.
3. The customer is responsible to ensure correct information is provided while filling out MF-71 as per the following information:

**Branch Name:** GB Shaheen Complex

**Branch Code:** 0069

**Company Name:** Pakistan Mercantile Exchange Limited

**TBD Company Code:** PMEX

**Dealer Code:** Customer's trading account at PMEX in which the funds are required to start the trading

The customer is responsible to ensure correct information is provided while filling out MF-71 as per the following information:

4. The funds transferred after successful clearing will reflect in the customer's trading account in the MT5 trading platform and General Ledger in the MTS BO portal within 30 minutes during PMEX market timings.
5. Cash deposits are strictly prohibited.
6. Customers are advised to ensure that bank staff must post the required transaction(s) on a timely basis.
7. PMEX will not be responsible in case of any error(s) committed by customers or banks during funds deposit.

## Bank Charges on Fund Transaction

Following bank charges are applicable on each transaction:

PKR25 + Tax on every transaction

PKR 50 + Tax on returned instruments

### **Fund Withdrawals**

1. Funds withdrawals requests as per current practice are initiated through the MT5 BO portal. Upon broker's approval and successful validation at the End of Day (ED) process, funds will be directly credited into the customer's designated bank account within two banking days.
2. Following bank charges will be recovered from the customer's approved withdrawal amount and the remaining amount will be transferred in the client's designated bank account:

For IFT (MCB to MCB)	No charges
For IBFT (other banks to MCB) - (PKR 1 to 100,000)	PKR 25+ Tax
For IBFT (other banks to MCB) - ( PKR 100,000 and above)	PKR 45+ Tax

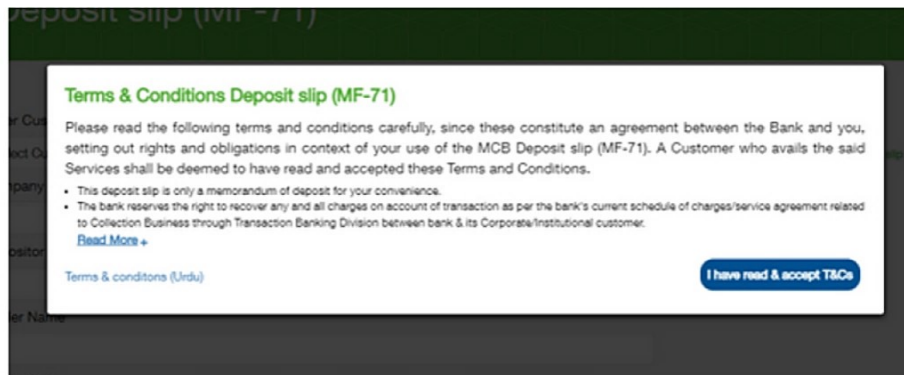
## HOW TO ACCESS DEPOSIT SLIP ONLINE THROUGH MCB WEBSITE

The deposit slip is available at MCB branches as well as MCB website. To access the slip on the website, follow the details given on the next pages.

## Step 01

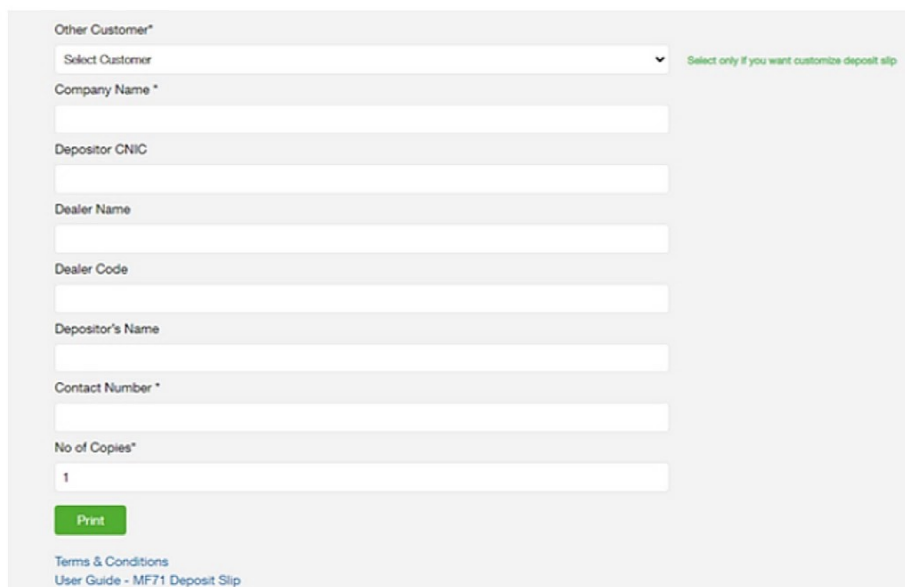
The depositor will visit MCB website by using the below URL. The below-given screen will appear. The depositor will click on the terms and conditions dialog box to proceed further

<https://www.mcb.com.pk/digital-deposit-slip/deposit-slip-mf-71>



## Step 02

The following screen will appear at step 2. The depositor will input Company Name, Depositor CNIC, Dealer name/dealer code, Depositor Name, Contact number, number of slip copies required on the screen & press the print button (see below screen for reference). Note: Customer/Depositor will not select "Other Customer" as this option is for the customized deposit slip only.





## Step 03

The following will appear on the screen:

1. Collection Deposit Slip - Branch copy
2. Collection Deposit Slip - Customer Copy
3. Denomination Details

The depositor will print the complete all three aforementioned slips by clicking the printer button on the Denomination copy (refer below screen), fill in the remaining details and visit the nearest branch for funds deposit.

<https://www.mcb.com.pk/digital-deposit-slip>



**Bank for Life**

### Collect Plus Deposit Slip / کوئیک پلس ڈپازٹ سلیپ

Sr# No. 100000040

MCB Bank Limited

---

Branch Name / برانچ نام: \_\_\_\_\_ Branch Code / برانچ کوڈ: [ ][ ][ ][ ] Date / تاریخ: [ ][ ][ ] [ ][ ][ ] [ ][ ][ ]

For Credit of (Company Name) / سہ کارہ نامہ: **SPINNING MILLS** TBO Company Code / کمپنی کوڈ: [ ][ ][ ][ ][ ][ ]

Ref Invoice No / ریفرنس نمبر: \_\_\_\_\_ Deposit Type / ڈپازٹ کی قسم: ☐ Cash / نقد ☐ Cheque / چیک ☐ Internal bank transfer / داخلی بینک ٹرانسفر ☐ Local / محلی ☐ Outstation / ٹرسٹری

Dealer Name / ڈیلر نامہ: **SAMEER KHAN** Dealer Code / ڈیلر کوڈ: **1323245**

MCB Transaction BANKING

---

Cheque No / چیک نمبر	Drawn on Bank / برانچ نامہ	Date / تاریخ	Amount / رقم
<b>Total Amount / کل رقم</b>			<b>PKR</b>

---

Amount (in words) / رقم لفظوں میں: \_\_\_\_\_

Bank Charges / بینک چارجز: \_\_\_\_\_

Depositor's Name / ڈپازٹر نامہ: **SAMEER KHAN**

Depositor's Contact Number / ڈپازٹر رابطہ نمبر: **03002364111**

Depositor's CNIC or Passport Number / ڈپازٹر CNIC یا پاسپورٹ نمبر: **47101-1628206-8**

Purpose of Deposit / ڈپازٹ کی غرض: \_\_\_\_\_

MCB Transaction BANKING

---

Depositor's Signature / ڈپازٹر دستخط: \_\_\_\_\_

Note: All fields should be filled for accurate MIS MF-71 (PP-1/2010/1)

Stamp & Signature of Authorised Officer / مہتمم کی مہر و دستخط: \_\_\_\_\_

Bank Copy / بینک کاپی

### Collect Plus Deposit Slip / کوئیک پلس ڈپازٹ سلیپ

Sr# No. 100000040

MCB Bank Limited

---

Branch Name / برانچ نام: \_\_\_\_\_ Branch Code / برانچ کوڈ: [ ][ ][ ][ ] Date / تاریخ: [ ][ ][ ] [ ][ ][ ] [ ][ ][ ]

For Credit of (Company Name) / سہ کارہ نامہ: **SPINNING MILLS** TBO Company Code / کمپنی کوڈ: [ ][ ][ ][ ][ ][ ]

Ref Invoice No / ریفرنس نمبر: \_\_\_\_\_ Deposit Type / ڈپازٹ کی قسم: ☐ Cash / نقد ☐ Cheque / چیک ☐ Internal bank transfer / داخلی بینک ٹرانسفر ☐ Local / محلی ☐ Outstation / ٹرسٹری

Dealer Name / ڈیلر نامہ: **SAMEER KHAN** Dealer Code / ڈیلر کوڈ: **1323245**

MCB Transaction BANKING

---

Cheque No / چیک نمبر	Drawn on Bank / برانچ نامہ	Date / تاریخ	Amount / رقم
<b>Total Amount / کل رقم</b>			<b>PKR</b>

---

Amount (in words) / رقم لفظوں میں: \_\_\_\_\_

Bank Charges / بینک چارجز: \_\_\_\_\_

Depositor's Name / ڈپازٹر نامہ: **SAMEER KHAN**

Depositor's Contact Number / ڈپازٹر رابطہ نمبر: **03002364111**

Depositor's CNIC or Passport Number / ڈپازٹر CNIC یا پاسپورٹ نمبر: **47101-1628206-8**

Purpose of Deposit / ڈپازٹ کی غرض: \_\_\_\_\_

MCB Transaction BANKING

---

Depositor's Signature / ڈپازٹر دستخط: \_\_\_\_\_

Note: All fields should be filled for accurate MIS MF-71 (PP-1/2010/1)

Stamp & Signature of Authorised Officer / مہتمم کی مہر و دستخط: \_\_\_\_\_

Customer Copy / کسٹمر کاپی

### Collect Plus Deposit Slip / کوئیک پلس ڈپازٹ سلیپ

Sr# No. 100000040

MCB Bank Limited



Denomination	Quantity	Amount
5000 x		
1000 x		
500 x		
100 x		
50 x		
20 x		
10 x		
05 x		
COINS		
TOTAL		

Note : All fields should be filled for accurate MIS  
MF-71 (PP-1/2010/1)



➤ **Note: In case of issues in MCB branch at the time of OTC transactions, please call the following MCB representative:**

Name	Landline
Syed Mohd Faraz Naqvi	021-32641201
Salman Ali Shah	021-32642109



## **AUTOMATED DIRECT FUNDS MODEL**

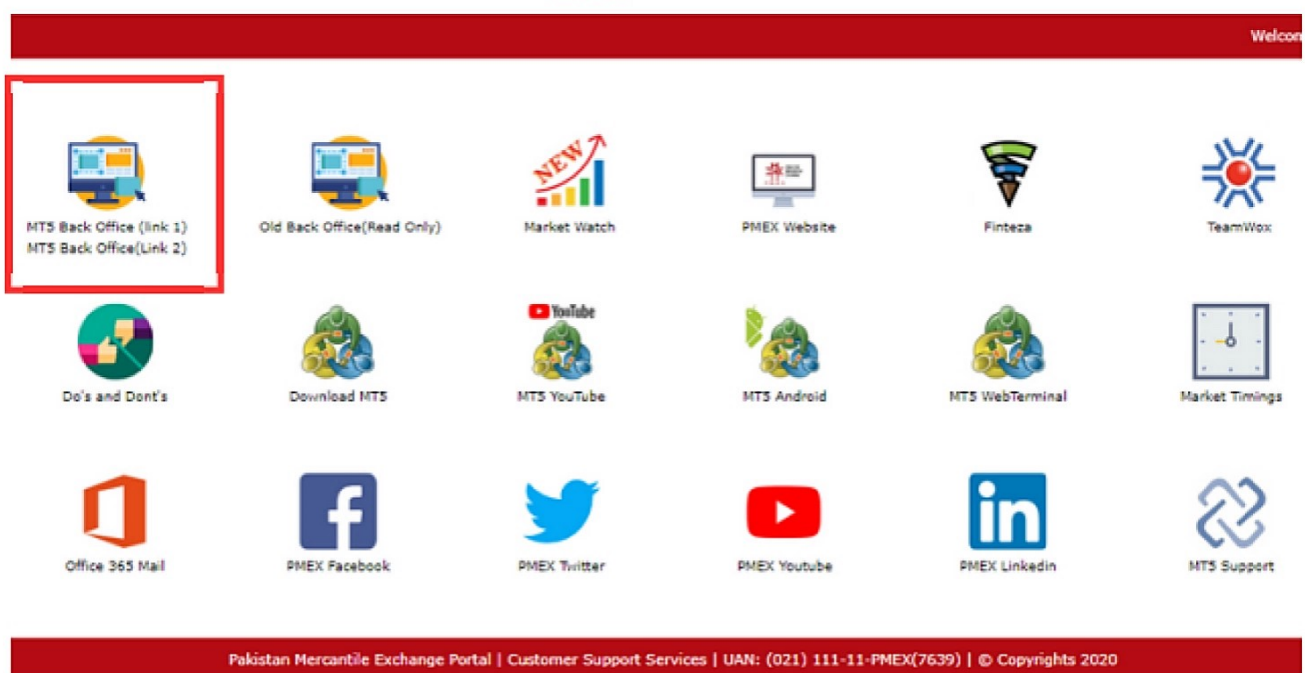
### **CUSTOMER FUNDS WITHDRAWAL PROCESS**

#### **Step 01**

Visit mortal to login to back office by the following link:

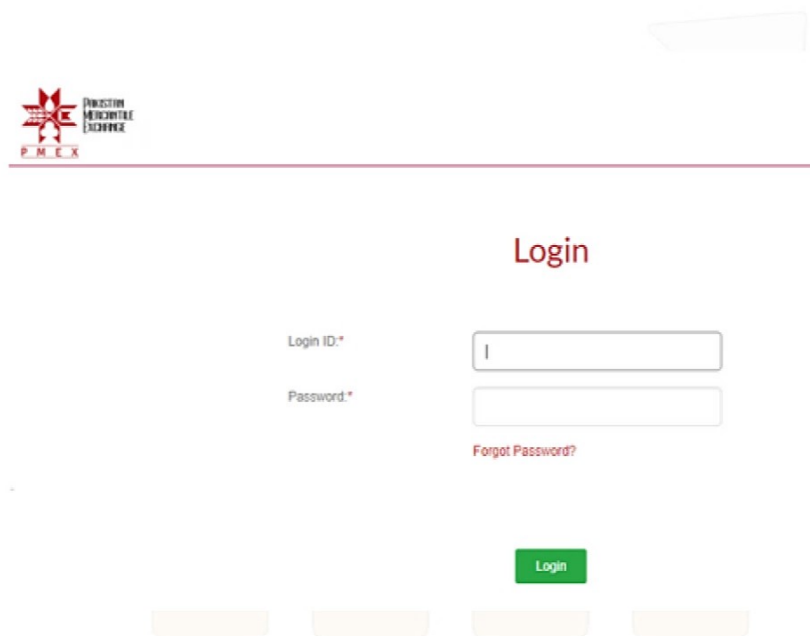
<https://www.mportal.pmex.com.pk/>

The following page will appear select MT5 back office (link 1)



## Step 02

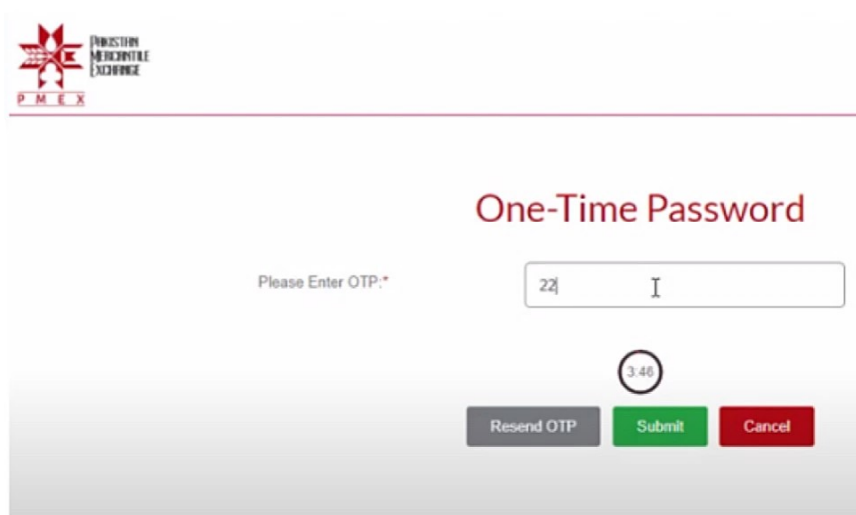
Login with your credentials in the back office you will get the following screen put your login and password as provided by PMEX to login



The screenshot shows the PMEX (Punjab Mercantile Exchange) login interface. At the top left is the PMEX logo, which includes a red star and the text 'PUNJAB MERCANTILE EXCHANGE' and 'P M E X'. Below the logo is a horizontal line. The main heading is 'Login' in red. There are two input fields: 'Login ID: \*' and 'Password: \*'. Below the password field is a link 'Forgot Password?'. A green 'Login' button is centered below the fields. At the bottom, there are four yellow rectangular buttons.

## Step 03

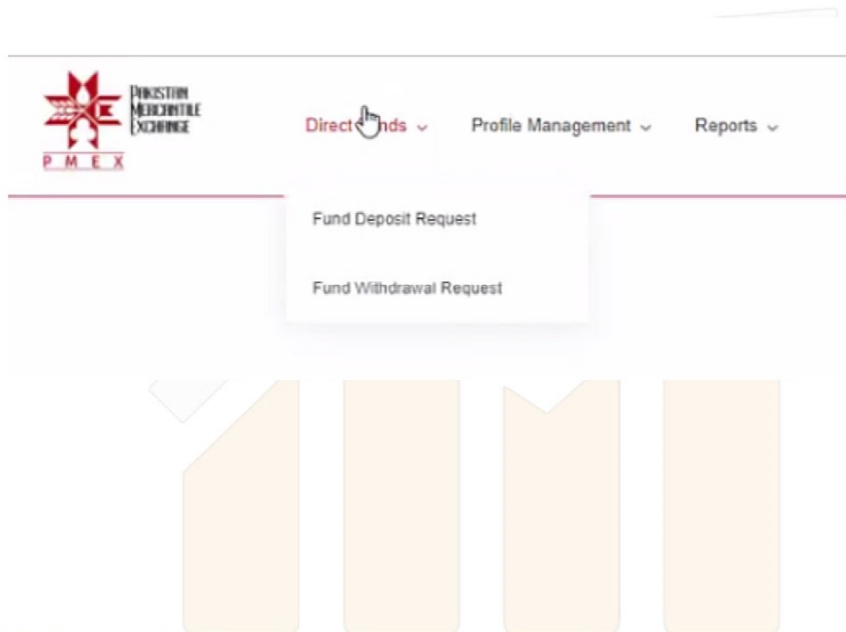
Enter (05 Digits) OTP received via SMS and Email.



The screenshot shows the PMEX one-time password (OTP) verification interface. At the top left is the PMEX logo, which includes a red star and the text 'PUNJAB MERCANTILE EXCHANGE' and 'P M E X'. Below the logo is a horizontal line. The main heading is 'One-Time Password' in red. There is a label 'Please Enter OTP: \*' and a text input field containing '22' and a cursor. Below the input field is a circular timer showing '3:46'. At the bottom, there are three buttons: 'Resend OTP' (grey), 'Submit' (green), and 'Cancel' (red).

## Step 04

Select Funds Withdrawal Request under Direct Funds from top left corner.



## Step 05

Client Withdrawal Request portal will appear showing account balance and withdrawal account number, enter the amount you want to withdraw and select submit.

A screenshot of the 'Client Withdrawal Request' form. The title 'Client Withdrawal Request' is displayed in red at the top. Below the title, the form contains the following fields and values: 'Trader ID:' with value '209990001', 'Title:' with value 'Tariq Nafees', 'IBAN No:' with value 'PKHBL2564824678512456358', and 'Current Balance:' with value '12640744.91'. There is an 'Amount: \*' label next to an empty text input field. At the bottom of the form, there are two buttons: a green 'Submit' button and a red 'Cancel' button.



## Step 06

**Funds Withdrawal Request** details are being reflected. Once Funds Withdrawal Request has been placed by customer broker will be informed through an auto generated email for approval request. Funds withdrawal amount should be greater than the bank service charges as mentioned in (PMEX ADFM circular)

### Fund Withdrawal Request

Show  entries

Search:

Trans ID	Trans Date	Trader ID	Status	Amount	Delete
178116	11/23/2021 12:39:53 PM	209990001	P	36.00	Delete
178118	11/23/2021 1:31:14 PM	209990001	P	11,500.00	Delete

Showing 1 to 2 of 2 entries

Previous  Next



**Thank you!**

Contact us to trade in regulated exchange of Pakistan i.e Pakistan Mercantile Exchange (PMEX) and enjoy the premier brokerage experience with FLORET COMMODITIES.



## **Simplifying trading for Millions of Pakistanis!**

📍 **First Floor, Marina Heights, 109-E  
Jinnah Ave, Block I G 7/2 Blue  
Area, Islamabad, Islamabad  
Capital Territory**

☎ **0311 1000183**

### **Disclaimer**

Information provided here by the sources we deem to be reliable. We do not take any responsibility for its accuracy or completeness. In particular, the report takes no account of investment objectives. Any opinions, research, news, analysis, prices, or other information contained do not constitute an offer or solicitation to make an investment that carries risk 0311 1000183 info@floretcommodities.com www.floretcommodities.com Office 25-26, Floor 04, Pakland CityCentre, i-8 Markaz Islamabad, Islamabad Capital Territory, Pakistan D